


Step-by-Step Guide for CCC-Apply & MJC Application

BOX 1

Create Open CCC Account Profile

1. Go to www.mjc.edu, Click on Apply Now. Then click on Apply Online. This will direct you to OpenCCC
2. Click **Create an Account**: YOU WILL NEED your Social Security Number to create an account. Don't have one let MJC know – we can help you.
3. You will need to provide an email address. Use an email that you can check all the time. Later you will activate your MJC Student Email.
4. Create a **USERNAME** and **PASSWORD** **WRITE THIS DOWN!!**
5. Create a 4 digit pin number **WRITE THIS DOWN!!**
6. Once Steps 1-3 of the OpenCCC are complete, you can now click 
7. Once you receive this message you are ready to proceed to Box 2






BOX 2

Next – Submit your MJC Application

1. **Click Start a New Application.** This will bring you to the application page. Click Start application
2. You will need to sign-in again. This is why it is important to write down your username and password



Enrollment Information:

3.  **Term Applying for:** (select) **SUMMER 2020** **FALL 2020**
4.  **Educational Goal:** Complete credits for high school diploma or GED
5.  **Major of Student:** MJC 9th – 12th Grade Concurrent Enrollment

Account and Mailing Information

6. Account and mailing Information: Check to make sure the information is correct. **Click my mailing address is the same as my permanent address.** If it is not, put your mailing address.

Personal Information

7. Personal Information: Fill out the information what applies to you. If you do not know or do not want to state what your parent's education level is, then click unknown.
8.  **College Enrollment Status:** Enrolled in High School & College at the same time
9.  **High School Education:** Will be enrolled in High School & College at the same time
10. Last High School attended: I attended High School United States, California __ High School or city
11. College Education: No degree
12. College/Universities attended: None

Citizenship/Military

13. **Citizenship Status:** click the one that applies to you
 14. **Military Status:** None apply to me

Residency

15. **Residency:** Read each question carefully and click the answers that apply to you

Needs and Interests

16. **Needs and Interests:** Read each question carefully and click the answers that apply to you. This is optional. It will not affect your application and you can contact these resources at a later time on campus

Supplemental Questions

17. **Supplemental Questions:** Read each questions carefully and click the answers that apply to you.

Consent



18. **Consent:** Read carefully, Select **I Consent**, or you can choose not to consent.

Review

19. **Review Application:** Look over carefully and make any necessary changes

Submission

20. **Submitting Your Application:** Select boxes. This means you understand everything what you are agreeing to

21. **LAST STEP:** Click Submit My Application button at the bottom of the screen  

22. **WRITE DOWN:** Electronic Application confirmation number

Confirmation

Your application for admission has been submitted to Modesto Junior College. Thank you.

Name	MJC D Pirate
CCCID	ADP8372
College Applied to	Modesto Junior College
Term Applied for	MJC Summer 2015 Term
Email Address	mjcadmissions@mjc.edu
Submission Date & Time	10/16/2014 11:11:17 AM
Confirmation Number	951576

*Your Confirmation
Number Is*

What's Next?

IMPORTANT:

You will receive an email in approximately 24 hours with your **Student Identification Number, W#**

Your W# is needed to: Activate your MJC Student Email, Access Canvas, Register for a class, drop a class, how your instructor will communicate with you, and more. **Write down or memorize your W#.**

MJC Student Email:

Go to www.mjc.edu and click on PiratesNet at the top right of the screen



For help, visit www.mjc.edu/instruction/highschool for step by step guide

For help with the application process please contact the
 Dual Enrollment office at 209-575-6019 or the MJC Pathways Center 209-575-6789